

Good Night

Glowing

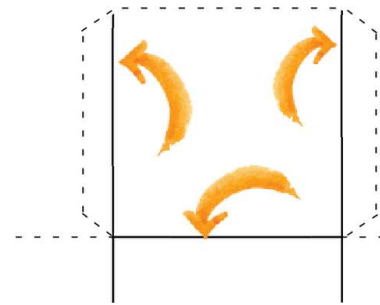
CUBE

Follow the instructions to make a cube. Every night before saying "good night", toss the cube to ask each other a question.

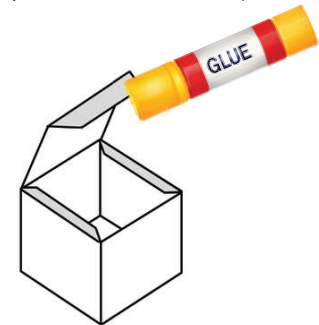
- 1 Print page 2 or 3 (you can print both to make two cubes). Cut on the dotted lines.



- 2 Fold on the solid black lines to make a crease.




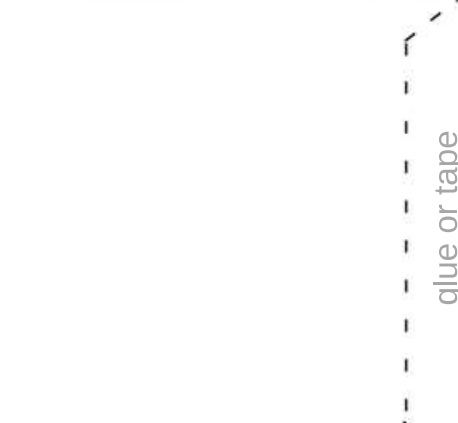




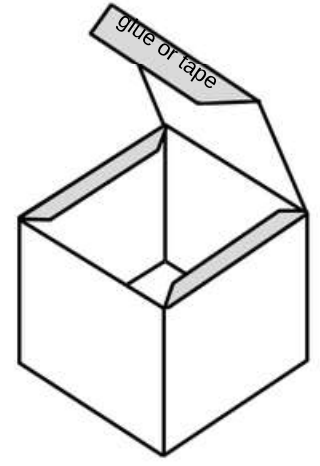
- 3 Assemble into a cube by gluing or taping the sides together along the tabs. Do not glue final flap if you want to do step 4.



- 4 Add a LED light, finger light or glow stick (do NOT use a candle) to have a glowing effect! Poke some small pin sized holes or "stars" for extra fun.



<p>glue or tape</p>  <p>MERCURY</p> <p>MARS</p> <p>What did you learn today?</p>	 <p>SATURN</p> <p>What was the best part of your day?</p>	 <p>VENUS</p> <p>URANUS</p> <p>What would make tomorrow great?</p> <p>glue or tape</p>
<p>glue or tape</p>  <p>JUPITER</p> <p>What made you laugh today?</p>	 <p>EARTH</p> <p>What did you work hard at today?</p> <p>biglifejournal.com</p> <p>glue or tape</p>	 <p>NEPTUNE</p> <p>How were you kind today?</p> <p>glue or tape</p>



glue or tape

What mistake did you make today?

glue or tape

What do you wish to dream about tonight?

glue or tape

glue or tape

What are you grateful for?

glue or tape

glue or tape

Who inspired you today?

glue or tape

glue or tape

How did you help someone today?

glue or tape

glue or tape

